




St. Joseph's College of Arts & Science (Autonomous)
Cuddalore – 607 001, Tamil Nadu.


E-mail : joseco127998@gmail.com
Website: www.sjctnc.edu.in



RESULT ANALYSIS (5 YEARS)

ST. JOSEPH'S COLLEGE OF ARTS & SCIENCE (AUTONOMOUS)

Manjakuppam, Cuddalore – 607 001.



OFFICE OF THE CONTROLLER OF EXAMINATIONS

Annual Report 2023 – 2024

3. Programme-Wise Odd Semester Results (November 2023)

Programme	I Year			II Year			III Year		
	Appeared	Passed	Pass %	Appeared	Passed	Pass %	Appeared	Passed	Pass %
UNDER GRADUATE									
B.A. English	45	19	42.22	79	33	41.77	77	48	62.34
B.A. Tamil	15	6	40	29	12	41.38	28	24	85.71
B.A. History	52	6	11.54	57	7	12.28	48	41	85.42
B.Sc. Mathematics	31	19	61.29	38	20	52.632	45	41	91.11
B.Sc. Physics	24	9	37.5	40	15	37.5	33	26	78.79
B.Sc. Chemistry	97	20	20.62	96	42	43.75	77	50	64.94
B.Sc. Biochemistry	103	25	24.27	90	51	56.67	81	48	59.26
B.Sc. Microbiology	107	62	57.94	93	72	77.42	94	80	85.11
B.Sc. Zoology	34	12	35.29	49	16	32.65	26	20	76.92
B.Sc. Comp. Sci.	217	78	35.95	196	121	61.74	181	149	82.32
B.C.A.	214	113	52.80	193	126	65.29	179	140	78.21
B.Com. Commerce	407	200	49.14	412	186	45.15	313	216	69.01
B.Com. Bank Mgt.	131	45	34.35	132	35	26.52	133	64	48.12
B.B.A. C.A.	96	32	33.33	86	14	16.28	89	55	61.80
Total	1573	646		1590	750		1404	1002	
POST GRADUATE									
M.A. English	20	16	80	19	16	84.21	-	-	-
M.Sc. Mathematics	19	14	73.68	29	21	72.41	-	-	-
M.Sc. Physics	25	21	84	23	23	100	-	-	-
M.Sc. Chemistry	27	20	74.07	26	20	76.92	-	-	-
M.Sc. Biochemistry	27	14	51.85	24	21	87.5	-	-	-
M.Sc. App. Micro.	28	25	89.29	24	20	83.33	-	-	-
M.Sc. Comp. Sci.	15	11	73.33	26	23	88.46	-	-	-
M.Sc. Info. Tech.	18	15	83.33	25	24	96	-	-	-
M.Com. Commerce	31	22	70.97	38	30	78.95	-	-	-
M.S.W.	30	27	90	37	35	94.59	-	-	-
Total	240	185		271	233		-	-	-

4. Programme-Wise Even Semester Results (April 2024)

Programme	I Year			II Year			III Year		
	Appeared	Passed	Pass %	Appeared	Passed	Pass %	Appeared	Passed	Pass %
UNDER GRADUATE									
B.A. English	44	21	47.73	81	35	43.21	79	50	63.29
B.A. Tamil	14	4	28.57	28	7	25	28	23	82.14
B.A. History	50	5	10	54	2	3.7	51	34	66.67
B.Sc. Mathematics	30	20	66.67	39	15	38.46	44	42	95.45
B.Sc. Physics	25	8	32	39	13	33.33	34	27	79.41
B.Sc. Chemistry	93	29	31.18	97	40	41.24	77	69	89.61
B.Sc. Biochemistry	97	43	44.33	88	36	40.91	84	61	72.62
B.Sc. Microbiology	103	74	71.84	89	56	62.92	94	87	92.55
B.Sc. Zoology	30	13	43.33	47	22	46.81	27	22	81.48
B.Sc. Comp. Sci.	210	96	45.71	192	96	50	179	152	84.92
B.C.A.	211	139	65.88	191	141	73.82	179	151	84.36
B.Com. Commerce	406	195	48.03	412	276	66.99	315	211	66.98
B.Com. Bank Mgt.	129	44	34.11	133	55	41.35	131	96	73.28
B.B.A. C.A.	96	29	30.21	86	35	40.70	90	71	78.89
Total	1538	720		1576	829		1412	1096	
POST GRADUATE									
M.A. English	20	14	70	19	14	73.68	-	-	-
M.Sc. Mathematics	19	14	73.68	29	22	78.57	-	-	-
M.Sc. Physics	25	19	76	24	22	91.67	-	-	-
M.Sc. Chemistry	28	20	71.43	26	23	92	-	-	-
M.Sc. Biochemistry	25	20	80	24	23	95.83	-	-	-
M.Sc. App. Micro.	25	25	100	24	24	100	-	-	-
M.Sc. Comp. Sci.	14	11	78.57	26	26	100	-	-	-
M.Sc. Info. Tech.	18	17	94.44	25	25	100	-	-	-
M.Com. Commerce	31	17	54.84	38	36	94.74	-	-	-
M.S.W.	29	27	93.1	37	37	100	-	-	-
Total	234	184		272	252				

5. GRADUATION OUTCOMES

Programme	Appeared	Passed	% of Pass	Students Passed with			
				Distinction	I Class	II Class	III Class
UG	1412	945	66.92	158	707	232	6
PG	272	236	87.40	90	233	3	0
	1684	1181					

6. RESULT ANALYSIS AND PASSING BOARD


The result has been analyzed and presented before the Passing Board for approval on **08/12/2023** for the Odd Semester and **31/05/2024** for the Even Semester.

7. REFORMS / NEW INITIATIVES

- The software program used in the Office of the Controller of Examination is frequently updated to ensure seamless publication and management of result data.
 - Result Analysis Module
 - Class Wise
 - Abstract and Summary Feature.
 - Department wise and subject wise result view.
 - Semester Seating.
 - CIA Seating.
- Instant exam was conducted in April 2024 CIA students to improve their internal performance i.e., the students who fail in CIA


examinations are given one more chance to write all the failed papers instead of one paper that existed in earlier years as their instant exam.

- The rules and guidelines regarding Malpractices were revised.
- The following reforms were made with reference to invigilation and conduct of examination
 - An Additional Chief was appointed.
 - A squad for prevention of malpractice was appointed.
 - Staff were given invigilation duty copies with room number.
 - Stand-by staff list.
- The following changes were made with reference to Student Hall-Ticket
- The hall ticket indicates that a student is ineligible for semester exam due to internal arrear in a given subject.


Controller of Examinations
St. Joseph's College of Arts & Science
(Autonomous)
Cuddalore - 1.

ST. JOSEPH'S COLLEGE OF ARTS & SCIENCE (AUTONOMOUS)

Manjakuppam, Cuddalore – 607 001.



OFFICE OF THE CONTROLLER OF EXAMINATIONS

Annual Report 2022 – 2023

3. Programme-Wise Odd Semester Results (November 2022)

Programme	I Year			II Year			III Year		
	Appeared	Passed	Pass %	Appeared	Passed	Pass %	Appeared	Passed	Pass %
UNDER GRADUATE									
B.A. English	105	36	34.3	84	50	59.52	126	60	47.6
B.A. Tamil	34	11	32.4	27	11	40.7	40	40	100
B.A. History	69	3	4.35	56	13	23.2	60	22	36.7
B.Sc. Mathematics	48	20	41.7	46	31	67.4	68	57	83.8
B.Sc. Physics	45	14	31.1	34	20	58.8	68	53	77.9
B.Sc. Chemistry	100	43	43	79	39	49.37	97	67	69.1
B.Sc. Biochemistry	98	44	44.9	85	57	67.06	85	60	70.6
B.Sc. Microbiology	100	61	61	96	81	84.38	89	76	85.4
B.Sc. Zoology	53	14	26.4	28	15	53.6	26	23	88.5
B.Sc. Comp. Sci.	200	121	60.5	184	110	59.78	193	141	73.1
B.C.A.	200	131	65.5	181	143	79.01	194	137	70.6
B.Com. Commerce	418	222	53.1	316	219	69.3	281	254	90.4
B.Com. Bank Mgt.	139	53	38.1	135	71	52.59	139	109	78.4
B.B.A. C.A.	200	131	65.5	181	143	79.01	194	137	70.6
Total	1809	904		1532	1003		1660	1236	
POST GRADUATE									
M.A. English	27	22	81.5	25	23	92	-	-	-
M.Sc. Mathematics	38	20	52.6	23	20	87	-	-	-
M.Sc. Physics	25	16	64	39	29	74.4	-	-	-
M.Sc. Chemistry	25	15	60	40	30	75	-	-	-
M.Sc. Biochemistry	25	17	68	26	16	61.5	-	-	-
M.Sc. App. Micro.	26	25	96.2	30	19	63.3	-	-	-
M.Sc. Comp. Sci.	25	17	68	19	13	68.4	-	-	-
M.Sc. Info. Tech.	16	15	93.8	26	24	92.3	-	-	-
M.Com. Commerce	37	33	89.2	26	13	50	-	-	-
M.S.W.	39	31	79.5	25	23	92	-	-	-
Total	283	211		279	210		-	-	-

4. Programme-Wise Even Semester Results (April 2023)

Programme	I Year			II Year			III Year		
	Appeared	Passed	Pass %	Appeared	Passed	Pass %	Appeared	Passed	Pass %
UNDER GRADUATE									
B.A. English	97	37	38.1	71	55	77.5	137	74	54
B.A. Tamil	30	9	30	27	17	63	41	39	95.1
B.A. History	63	2	3.17	54	6	11.1	60	26	43.3
B.Sc. Mathematics	45	16	35.6	46	39	84.8	67	49	73.1
B.Sc. Physics	44	12	27.3	33	22	66.7	68	62	91.2
B.Sc. Chemistry	98	30	30.6	77	61	79.2	97	83	85.6
B.Sc. Biochemistry	94	24	25.5	81	56	69.1	84	56	66.7
B.Sc. Microbiology	98	57	58.2	97	73	75.3	88	78	88.6
B.Sc. Zoology	51	17	33.3	28	18	64.3	26	25	96.2
B.Sc. Comp. Sci.	198	91	46	182	81	44.5	193	163	84.5
B.C.A.	198	138	69.7	180	119	66.1	194	183	94.3
B.Com. Commerce	416	237	57	313	230	73.5	281	222	79
B.Com. Bank Mgt.	137	65	47.4	132	86	65.2	141	120	85.1
B.B.A. C.A.	98	25	25.5	91	46	50.5	94	72	76.6
Total	1667	760		1412	909		1571	1252	
POST GRADUATE									
M.A. English	19	14	73.7	26	19	73.1	-	-	-
M.Sc. Mathematics	30	25	83.3	38	25	65.8	-	-	-
M.Sc. Physics	23	20	87	24	19	79.2	-	-	-
M.Sc. Chemistry	26	19	73.1	25	20	80	-	-	-
M.Sc. Biochemistry	24	22	91.7	25	23	92	-	-	-
M.Sc. App. Micro.	25	24	96	26	26	100	-	-	-
M.Sc. Comp. Sci.	26	24	92.3	25	23	92	-	-	-
M.Sc. Info. Tech.	25	25	100	16	16	100	-	-	-
M.Com. Commerce	38	32	86.5	37	24	63.2	-	-	-
M.S.W.	37	34	91.9	38	38	100	-	-	-
Total	273	239		280	233				

5. GRADUATION OUTCOMES


Programme	Appeared	Passed	% of Pass	Students Passed with			
				Distinction	I Class	II Class	III Class
UG	1571	1182	75.23	262	978	202	2
PG	280	227	81.07	78	224	3	0

6. RESULT ANALYSIS AND PASSING BOARD

The result has been analyzed and presented before the Passing Board for approval on **11/01/2023** for the Odd Semester and on **09/06/2023** for the Even Semester.

7. REFORMS / NEW INITIATIVES

- To encourage the students to earn extra credits in addition to their regular credits, a practice of awarding extra credits was introduced.
- Registration for online SWAYAM and MOOC courses was made compulsory to enhance the practice of online learning among the students. The extra credits earned by the students are printed on their cumulative grade cards.


Controller of Examinations
Controller of Examinations
St. Joseph's College of Arts & Science
(Autonomous)
Cuddalore -1.

ST. JOSEPH'S COLLEGE OF ARTS & SCIENCE (AUTONOMOUS)

Manjakuppam, Cuddalore – 607 001.



**OFFICE OF THE CONTROLLER OF
EXAMINATIONS**

Annual Report 2021 – 2022

3. Programme-Wise Odd Semester Results (November 2021)

Programme	I Year			II Year			III Year		
	Appeared	Passed	Pass %	Appeared	Passed	Pass %	Appeared	Passed	Pass %
UNDER GRADUATE									
B.A. English	94	87	92.6	143	137	95.8	212	212	100
B.A. Tamil	28	28	100	43	41	95.4	42	42	100
B.A. History	68	54	79.4	64	59	92.2	51	49	96.1
B.Sc. Mathematics	51	50	98	68	67	98.5	132	122	92.4
B.Sc. Physics	36	27	75	68	58	85.3	95	95	100
B.Sc. Chemistry	87	73	83.9	98	95	96.9	101	101	100
B.Sc. Biochemistry	91	85	93.4	90	86	95.6	96	94	97.9
B.Sc. Microbiology	98	88	89.8	93	90	96.8	94	90	95.7
B.Sc. Zoology	31	28	90.3	28	28	100	40	40	100
B.Sc. Comp. Sci.	197	179	90.9	195	191	97.9	205	202	98.5
B.C.A.	187	183	97.9	197	196	99.5	202	200	99
B.Com. Commerce	320	319	99.7	282	281	99.6	277	277	100
B.Com. Bank Mgt.	138	138	100	145	139	95.9	133	132	99.2
B.B.A. C.A.	98	97	99	97	86	88.7	91	91	100
Total	1524	1436		1611	1554		1771	1747	
POST GRADUATE									
M.A. English	28	27	96.4	26	26	100	-	-	-
M.Sc. Mathematics	40	40	100	31	31	100	-	-	-
M.Sc. Physics	25	24	96	25	25	100	-	-	-
M.Sc. Chemistry	26	25	96.2	24	23	95.8	-	-	-
M.Sc. Biochemistry	26	26	100	25	25	100	-	-	-
M.Sc. App. Micro.	26	24	92.3	21	20	95.2	-	-	-
M.Sc. Comp. Sci.	26	22	84.6	20	16	80	-	-	-
M.Sc. Info. Tech.	18	13	72.2	20	20	100	-	-	-
M.Com. Commerce	39	35	89.7	28	27	96.4	-	-	-
M.S.W.	40	38	95	21	20	95.2	-	-	-
Total	294	274		241	233		-	-	-

4. Programme-Wise Even Semester Results (April 2022)

Programme	I Year			II Year			III Year		
	Appeared	Passed	Pass %	Appeared	Passed	Pass %	Appeared	Passed	Pass %
UNDER GRADUATE									
B.A. English	81	34	42	137	87	63.5	204	160	78.4
B.A. Tamil	27	14	52	43	35	81	42	39	93
B.A. History	53	7	13	62	14	23	49	23	47
B.Sc. Mathematics	51	44	86	68	45	66.2	130	95	73.1
B.Sc. Physics	36	18	50	69	47	68.1	95	65	68.4
B.Sc. Chemistry	80	57	71.3	97	78	80.4	100	80	80
B.Sc. Biochemistry	88	33	37.5	89	54	60.7	96	75	78.1
B.Sc. Microbiology	94	67	71.3	91	73	80.2	93	80	86
B.Sc. Zoology	29	13	45	28	19	68	40	38	95
B.Sc. Comp. Sci.	187	81	43.3	193	105	54.4	204	154	75.5
B.C.A.	185	106	57.3	194	163	84	201	190	94.5
B.Com. Commerce	318	203	63.8	282	215	76.2	277	223	80.5
B.Com. Bank Mgt.	137	86	62.8	139	65	46.8	131	84	64.1
B.B.A. C.A.	94	55	58.5	96	55	57.3	91	61	67
	1460	818		1588	1055		1753	1367	
POST GRADUATE									
M.A. English	27	19	70	24	19	79	-	-	-
M.Sc. Mathematics	39	27	69	31	19	61	-	-	-
M.Sc. Physics	25	10	40	25	24	96	-	-	-
M.Sc. Chemistry	25	8	32	24	21	88	-	-	-
M.Sc. Biochemistry	25	20	80	25	24	96	-	-	-
M.Sc. App. Micro.	26	25	96	21	21	100	-	-	-
M.Sc. Comp. Sci.	25	21	84	20	20	100	-	-	-
M.Sc. Info. Tech.	16	11	69	20	20	100	-	-	-
M.Com. Commerce	39	22	56	28	22	79	-	-	-
M.S.W.	39	30	77	21	20	95	-	-	-
	286	193		239	210				

5. GRADUATION OUTCOMES

Programme	Appeared	Passed	% of Pass	Students Passed with			
				Distinction	I Class	II Class	III Class
UG	1753	1342	76.55	359	1218	123	1
PG	239	208	87.02	140	208	0	0


6. RESULT ANALYSIS AND PASSING BOARD

The result has been analyzed and presented before the Passing Board for approval on **08/03/2022** for the Odd Semester and on **20/07/2022** for the Even Semester.

7. REFORMS / NEW INITIATIVES


- The online system of examination and assessment was in place till November 2021.
- November 2021 Exams were conducted in online mode. These tests were proctored and special links for were created through the ERP.
- Contact-less valuation was enabled. Students were asked submit scanned copies of the answer-script as well as send hard copy of the answer script to the Office of the COE.
- College ERP was used as a platform for internal assessment and external assessment.
- Guidelines were issued for the conduct of theses exams and assessments.
- From April 2022, the college reverted back to conducting examinations in the offline mode.

- One credit was given for a field visit or industrial visit for the first-year students
- One credit was given an internship for the second-year students.


Controller of Examinations
Controller of Examinations
St. Joseph's College of Arts & Science
(Autonomous)
Cuddalore - 1.

ST. JOSEPH'S COLLEGE OF ARTS & SCIENCE (AUTONOMOUS)

Manjakuppam, Cuddalore – 607 001.



**OFFICE OF THE CONTROLLER OF
EXAMINATIONS**

Annual Report 2020 – 2021

3. Programme-Wise Odd Semester Results (November 2020)

Programme	I Year			II Year			III Year		
	Appeared	Passed	Pass %	Appeared	Passed	Pass %	Appeared	Passed	Pass %
UNDER GRADUATE									
B.A. English	161	104	64.6	213	169	79.3	213	204	95.8
B.A. Tamil	45	38	84	46	35	76	35	28	80
B.A. History	70	36	51	57	35	61	41	41	100
B.Sc. Mathematics	76	68	89.5	134	124	92.5	180	174	96.7
B.Sc. Physics	73	50	68.5	97	79	81.4	95	91	95.8
B.Sc. Chemistry	99	93	93.9	105	85	81	91	87	95.6
B.Sc. Biochemistry	97	74	76.3	97	66	68	96	81	84.4
B.Sc. Microbiology	98	66	67.3	94	66	70.2	89	83	93.3
B.Sc. Zoology	29	28	97	41	30	73	15	12	80
B.Sc. Comp. Sci.	201	161	80.1	206	184	89.3	199	193	97
B.C.A.	198	182	91.9	204	196	96.1	194	194	100
B.Com. Commerce	287	284	99	281	272	96.8	279	273	97.8
B.Com. Bank Mgt.	147	124	84.4	136	114	83.8	132	131	99.2
B.B.A. C.A.	100	96	96	92	73	79.3	86	82	95.3
Total	1681	1404		1803	1528		1745	1674	
POST GRADUATE									
M.A. English	29	24	83	34	33	97	-	-	-
M.Sc. Mathematics	31	31	100	29	29	100	-	-	-
M.Sc. Physics	26	25	96	24	24	100	-	-	-
M.Sc. Chemistry	24	24	100	26	26	100	-	-	-
M.Sc. Biochemistry	26	23	88	25	25	100	-	-	-
M.Sc. App. Micro.	21	21	100	26	25	96	-	-	-
M.Sc. Comp. Sci.	20	18	90	25	24	96	-	-	-
M.Sc. Info. Tech.	20	20	100	19	18	95	-	-	-
M.Com. Commerce	29	28	97	39	32	82	-	-	-
M.S.W.	23	23	100	22	21	95	-	-	-
Total	249	237		269	257		-	-	-

4. Programme-Wise Even Semester Results (April 2021)

Programme	I Year			II Year			III Year		
	Appeared	Passed	Pass %	Appeared	Passed	Pass %	Appeared	Passed	Pass %
UNDER GRADUATE									
B.A. English	154	130	84.4	211	200	94.8	213	209	98.1
B.A. Tamil	45	45	100	44	38	86.4	35	33	94.3
B.A. History	69	41	59.4	54	35	64.8	43	39	90.7
B.Sc. Mathematics	70	68	97.1	133	129	97	180	179	99.4
B.Sc. Physics	70	51	72.9	97	86	88.7	95	95	100
B.Sc. Chemistry	98	98	100	104	103	99	91	90	98.9
B.Sc. Biochemistry	95	83	87.4	97	92	94.8	96	91	94.8
B.Sc. Microbiology	96	86	89.6	95	92	96.8	89	89	100
B.Sc. Zoology	29	27	93.1	40	36	90	15	15	100
B.Sc. Comp. Sci.	198	192	97	203	193	95.1	200	200	100
B.C.A.	198	191	96.5	203	194	95.6	195	195	100
B.Com. Commerce	286	285	99.7	281	270	96.1	279	277	99.3
B.Com. Bank Mgt.	146	145	99.3	133	131	98.5	132	132	100
B.B.A. C.A.	99	93	93.9	91	90	98.9	86	82	95.3
Total	1653	1535		1786	1689		1749	1726	
POST GRADUATE									
M.A. English	27	25	92.6	34	34	100	-	-	-
M.Sc. Mathematics	31	31	100	29	29	100	-	-	-
M.Sc. Physics	25	25	100	23	23	100	-	-	-
M.Sc. Chemistry	24	22	91.7	25	25	100	-	-	-
M.Sc. Biochemistry	25	25	100	25	24	96	-	-	-
M.Sc. App. Micro.	21	21	100	26	26	100	-	-	-
M.Sc. Comp. Sci.	20	19	95	24	24	100	-	-	-
M.Sc. Info. Tech.	20	20	100	19	19	100	-	-	-
M.Com. Commerce	28	26	92.9	38	37	97.4	-	-	-
M.S.W.	22	20	90.9	21	20	95.2	-	-	-
Total	243	234		264	261		-	-	-

5. GRADUATION OUTCOMES


Programme	Appeared	Passed	% of Pass	Students Passed with			
				Distinction	I Class	II Class	III Class
UG	1749	1668	95.36	321	1350	314	4
PG	264	257	97.34	152	256	1	0

6. RESULT ANALYSIS AND PASSING BOARD

The result has been analyzed and presented before the Passing Board for approval on **23/02/2021** for the Odd Semester and on **01/07/2021** for the Even Semester.


7. REFORMS / NEW INITIATIVES

- Online Exams were conducted to meet the demands of the pandemic.
- College ERP was used as a platform for internal assessment and external assessment.
- Guidelines were issued for the conduct of these exams and assessments.


Controller of Examinations
St. Joseph's College of Arts & Science
(Autonomous)
Cuddalore -1.

ST. JOSEPH'S COLLEGE OF ARTS & SCIENCE (AUTONOMOUS)

Manjakuppam, Cuddalore – 607 001.



OFFICE OF THE CONTROLLER OF EXAMINATIONS

Annual Report 2019 – 2020

3. Programme-Wise Odd Semester Results (November 2019)

Programme	I Year			II Year			III Year		
	Appeared	Passed	Pass %	Appeared	Passed	Pass %	Appeared	Passed	Pass %
UNDER GRADUATE									
B.A. English	227	118	51.98	211	141	66.82	208	135	64.9
B.A. Tamil	52	29	55.77	36	25	69.44	49	32	65.3
B.A. History	68	5	7.35	38	7	18.42	25	5	20
B.Sc. Mathematics	138	88	63.77	182	102	56.04	211	130	61.6
B.Sc. Physics	99	59	59.6	95	58	61.05	101	83	82.2
B.Sc. Chemistry	105	75	71.43	92	54	58.7	104	80	76.9
B.Sc. Biochemistry	99	46	46.46	95	40	42.11	91	63	69.2
B.Sc. Microbiology	99	60	60.61	87	74	85.06	96	58	60.4
B.Sc. Zoology	50	43	86	16	13	81.25	0	0	-
B.Sc. Comp. Sci.	208	72	34.62	202	103	50.99	189	154	81.5
B.C.A.	205	161	78.54	193	159	82.38	202	134	66.3
B.Com. Commerce	283	213	75.27	278	182	65.47	269	170	63.2
B.Com. Bank Mgt.	140	69	49.29	132	48	36.36	123	40	32.5
B.B.A. C.A.	98	38	38.78	86	34	39.53	43	28	65.1
Total	1871	1076		1743	1040		1711	1112	
POST GRADUATE									
M.A. English	34	25	73.53	31	23	74.19	-	-	-
M.Sc. Mathematics	29	24	82.76	37	30	81.08	-	-	-
M.Sc. Physics	24	19	79.17	23	19	82.61	-	-	-
M.Sc. Chemistry	26	24	92.31	25	23	92	-	-	-
M.Sc. Biochemistry	25	22	88	23	6	26.09	-	-	-
M.Sc. App. Micro.	26	22	84.62	25	24	96	-	-	-
M.Sc. Comp. Sci.	25	15	60	12	8	66.67	-	-	-
M.Sc. Info. Tech.	19	18	94.74	17	16	94.12	-	-	-
M.Com. Commerce	40	19	47.5	35	27	77.14	-	-	-
M.S.W.	23	17	73.91	40	37	92.5	-	-	-
Total	271	205		268	213		-	-	-

4. Programme-Wise Even Semester Results (April 2020)

Programme	I Year			II Year			III Year		
	Appeared	Passed	Pass %	Appeared	Passed	Pass %	Appeared	Passed	Pass %
UNDER GRADUATE									
B.A. English	221	221	100	213	213	100	221	215	97.2851
B.A. Tamil	50	50	100	35	35	100	46	41	89.13
B.A. History	57	57	100	44	44	100	30	29	96.67
B.Sc. Mathematics	134	134	100	180	180	100	210	206	98.0952
B.Sc. Physics	97	97	100	95	95	100	101	97	96.0396
B.Sc. Chemistry	105	105	100	91	91	100	104	101	97.1154
B.Sc. Biochemistry	99	99	100	97	97	100	95	89	93.6842
B.Sc. Microbiology	95	95	100	89	89	100	99	98	98.9899
B.Sc. Zoology	45	45	100	16	16	100	-	-	-
B.Sc. Comp. Sci.	208	208	100	202	202	100	190	187	98.4211
B.C.A.	205	205	100	193	193	100	201	197	98.01
B.Com. Commerce	283	283	100	278	278	100	271	261	96.31
B.Com. Bank Mgt.	137	137	100	133	133	100	126	115	91.2698
B.B.A. C.A.	95	95	100	87	87	100	44	42	95.45
Total	1831	1831		1753	1753		1738	1678	
POST GRADUATE									
M.A. English	33	33	100	31	31	100	-	-	-
M.Sc. Mathematics	29	29	100	37	37	100	-	-	-
M.Sc. Physics	24	24	100	23	22	95.65	-	-	-
M.Sc. Chemistry	26	26	100	25	25	100	-	-	-
M.Sc. Biochemistry	25	25	100	23	22	95.65	-	-	-
M.Sc. App. Micro.	26	26	100	25	25	100	-	-	-
M.Sc. Comp. Sci.	25	25	100	12	12	100	-	-	-
M.Sc. Info. Tech.	19	19	100	17	17	100	-	-	-
M.Com. Commerce	39	39	100	35	34	97.14	-	-	-
M.S.W.	22	22	100	39	38	97.44	-	-	-
Total	268	268		267	263		-	-	-

5. GRADUATION OUTCOMES


Programme	Appeared	Passed	% of Pass	Students Passed with			
				Distinction	I Class	II Class	III Class
UG	1738	1678	96.54	202	955	611	62
PG	267	263	98.50	112	263	-	-

6. RESULT ANALYSIS AND PASSING BOARD

The result has been analyzed and presented before the Passing Board for approval on **06/12/2019** for the Odd Semester and on **08/10/2020** for the Even Semester.

7. REFORMS / NEW INITIATIVES

- The office of the Controller of Examinations included ensuring Bloom's Taxonomy in the scrutiny committee's criteria to ensure following the Outcome Based Education system while setting question paper.
- Introduction of mandatory projects for students. Following this, guidelines and systems for evaluating projects was established.
- Following the guidelines issued by the Government, measures were taken to assess students and award marks in the April 2020 Semester.


Controller of Examinations
St. Joseph's College of Arts & Science
(Autonomous)
Cuddalore - 1.